

1 BOEING 737-8 - 189Y LOPA

**GENERAL NOTES**

- THIS DRAWING DETAILS THE AIRCRAFT CABIN SEATING CONFIGURATION AND IS TO BE READ IN CONJUNCTION WITH BIL SERVICE BULLETIN BIL-00160-SB01.
- REMOVE & INSTALL ALL PASSENGER SEATS IN ACCORDANCE WITH AMM CHAPTER 25-22-00. THE STATION NUMBERS INDICATED ARE TAKEN FROM THE CENTERLINE OF THE FRONT FOOT-STUD IN LOCKED POSITION.  
NOTE: THE INBOARD STUD IS USED IN THE CANTED AREA OF THE FORWARD CABIN.
- REPOSITION PASSENGER SERVICE UNITS (PSUs) PER BIL DRAWING BIL-00160-102.
- REPOSITION OVERHEAD SEAT ROW NUMBERS AS INDICATED (IF REQUIRED).
- ENSURE "FASTEN SEATBELT WHILE SEATED" AND "LIFE VEST UNDER YOUR SEAT" PLACARDS ARE VISIBLE TO ALL SEATED PASSENGERS.
- REFER TO THE FOLLOWING SEAT CMM AS REQUIRED;  
B/E AEROSPACE CMM: 25-21-67.
- HIC AND FEMUR REQUIREMENTS PER CS 25.562 ARE COMPLIED WITH.

**FLAG NOTES** :

- TO BREAKOVER THE SEAT BACK ASSEMBLIES FOR STRETCHER PROVISION, SEE THE SEAT CMM 25-21-67 FOR THE LOCATION OF HARDWARE TO BE REMOVED. THE USE OF STANDARD HAND TOOLS IS REQUIRED.

**ABBREVIATIONS**

|      |                              |
|------|------------------------------|
| AMM  | AIRCRAFT MAINTENANCE MANUAL  |
| CMM  | COMPONENT MAINTENANCE MANUAL |
| CTR  | CENTRE                       |
| CTS  | CUSHION TO STUD              |
| F/R  | FRONT ROW                    |
| IAT  | IN-ARM TRAY                  |
| I/B  | INBOARD                      |
| LH   | LEFT HAND                    |
| LR   | LAST ROW                     |
| NR   | NO RECLINE                   |
| NRW  | NARROW                       |
| O/B  | OUTBOARD                     |
| O/W  | OVERWING                     |
| RH   | RIGHT HAND                   |
| STD  | STANDARD                     |
| TPL  | TRIPLE                       |
| SL   | SERVICE LETTER               |
| BMFR | BACK MOUNTED FOODTRAY        |
| UPRT | UPRIGHT                      |

| QTY | ITEM No. | PART No.          | DESCRIPTION   | ALTERNATIVE PART No. | NOTES |
|-----|----------|-------------------|---|----------------------|-------|
|     | AR 25    | 65C37062-61V      | COVER-TRACK - NON-AUDIO                               |                      |       |
|     | 23       |                   |   |                      |       |
| 1   | 24       | 1110089-102RA02   | RH TPL, NARROW FRONT ROW IAT, Y-BELTS, OFFSET         |                      |       |
| 1   | 22       | 1110089-101RA02   | LH TPL, NARROW FRONT ROW IAT, Y-BELTS, OFFSET         |                      |       |
| 1   | 21       | 1110089-018RA02   | RH TPL, LAST ROW FULL NARROW, NR, NO BMFT             |                      |       |
| 1   | 20       | 1110089-017RA02   | LH TPL, LAST ROW FULL NARROW, NR, NO BMFT             |                      |       |
| 1   | 19       | 1110089-016RA02   | RH TPL, NARROW O/B & CTR PAX                          |                      |       |
| 1   | 18       | 1110089-015RA02   | LH TPL, NARROW O/B & CTR PAX                          |                      |       |
| 1   | 17       | 1110089-014RA02   | RH TPL, NARROW O/B PAX                                |                      |       |
| 1   | 16       | 1110089-013RA02   | LH TPL, NARROW O/B PAX                                |                      |       |
| 1   | 15       | 1110089-012RA02   | RH TPL,EXIT, STUB O/B ARM, NO NOSE                    |                      |       |
| 1   | 14       | 1110089-011RA02   | LH TPL,EXIT, STUB O/B ARM, NO NOSE                    |                      |       |
| 1   | 13       | 1110089-010RA02   | RH, TPL, EXIT, NR, SPEC UPRT 6" SL BMFR, STUB O/B ARM |                      |       |
| 1   | 12       | 1110089-009RA02   | LH, TPL, EXIT, NR, SPEC UPRT 6" SL BMFR, STUB O/B ARM |                      |       |
| 1   | 11       | 1110089-008RA02   | RH, TPL, FWD EXIT, NR, SPECIAL UPRIGHT, 6"            |                      |       |
| 1   | 10       | 1110089-007RA02   | LH, TPL, FWD EXIT, NR, SPECIAL UPRIGHT, 6"            |                      |       |
| 1   | 9        | 1110089-005RA02   | LH, TPL, STD TRACK BREAK                              |                      |       |
| 1   | 8        | 1110089-004RA02   | RH, TPL, NARROW O/B PAX, OFFSET                       |                      |       |
| 2   | 7        | 1110089-003RA02   | LH TPL, NARROW O/B PAX, OFFSET                        |                      |       |
| 23  | 6        | 1110089-002RA02   | LH TPL, STD   |                      |       |
| 22  | 5        | 1110089-001RA02   | LH TPL, STD   |                      |       |
| 4   |          |                   |   |                      |       |
| 3   |          |                   |   |                      |       |
| 2   |          |                   |   |                      |       |
| 1   |          |                   |   |                      |       |
| 1   |          | BIL-00160-101-001 | BOEING 737-8 - 189Y LOPA                              |                      |       |

|                         |                          |
|-------------------------|--------------------------|
| REVISION                | 00                       |
| DESCRIPTION OF REVISION | INITIAL ISSUE            |
| DATE                    | SEE SIGNATURE DATE STAMP |

CAD SYSTEM:  SOLIDWORKS  CATIA V5  AUTOCAD

UNLESS OTHERWISE STATED TOLERANCES ARE:  
 LINEAR ±0.02      ANGULAR\* ±0.5  
 CENTRES ±0.005

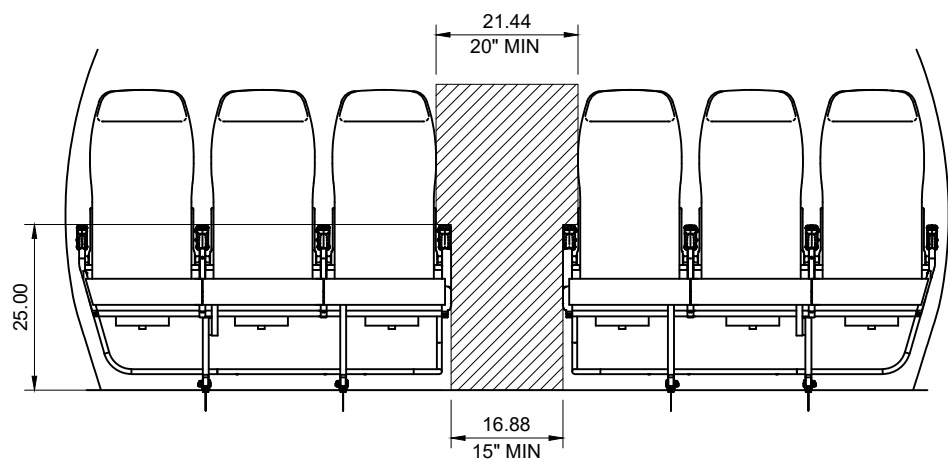
PREPARED: \_\_\_\_\_  
 CHECKED: \_\_\_\_\_  
 CVE1: \_\_\_\_\_  
 CVE2: \_\_\_\_\_  
 CVE3: \_\_\_\_\_

DIMENSIONS IN: INCHES  
 FIRST USED ON: BIL-00160-000

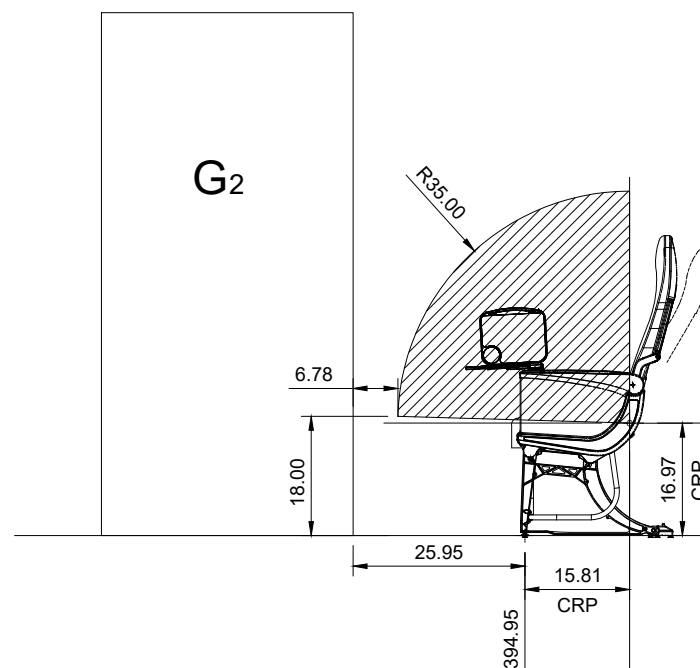
DO NOT SCALE DRAWINGS  
 NO MANUAL ALTERATIONS

© 2020 THIS DRAWING IS THE PROPERTY OF BOEING IRELAND LIMITED. IT SHALL NOT BE REPRODUCED OR COMMUNICATED WITHOUT WRITTEN AGREEMENT FROM BOEING IRELAND LIMITED.  
 DRAWING TITLE: BOEING 737-8 189Y LOPA - MSN 44863  
 SIZE: A3      DRAWING NUMBER: BIL-00160-101  
 SCALE: 1:80 UOS      REVISION: 00      SHEET: 01 OF 02

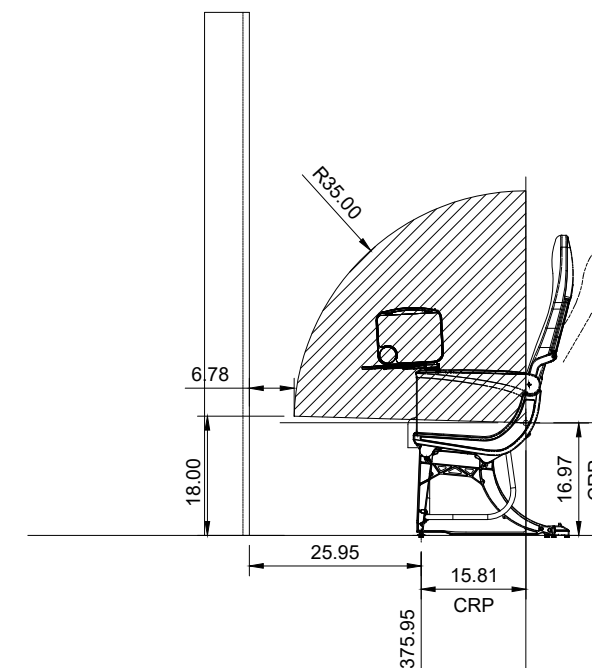
BIL-FN-004 REV 00



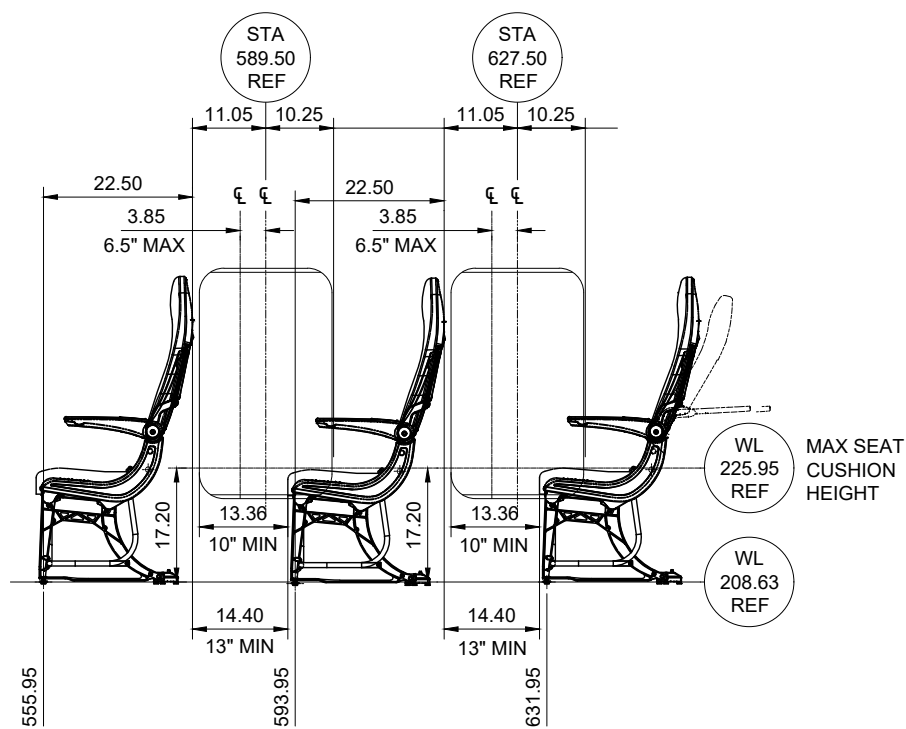
**SECTION A-A**  
PASSENGER AISLE WIDTH  
WORST CASE SCENARIO AT ROW 33



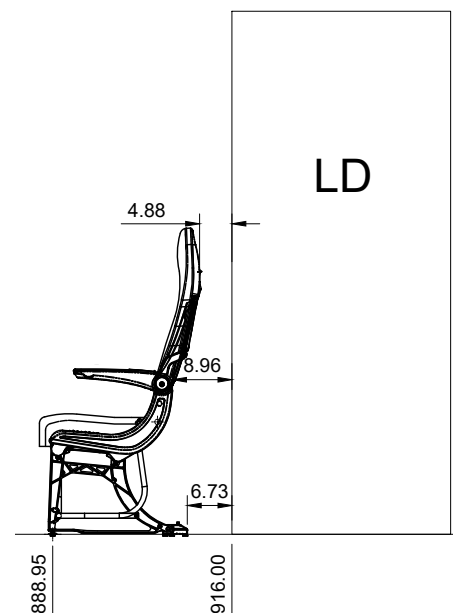
**SECTION B-B**  
FRONT ROW RH HEAD STRIKE CLEARANCE



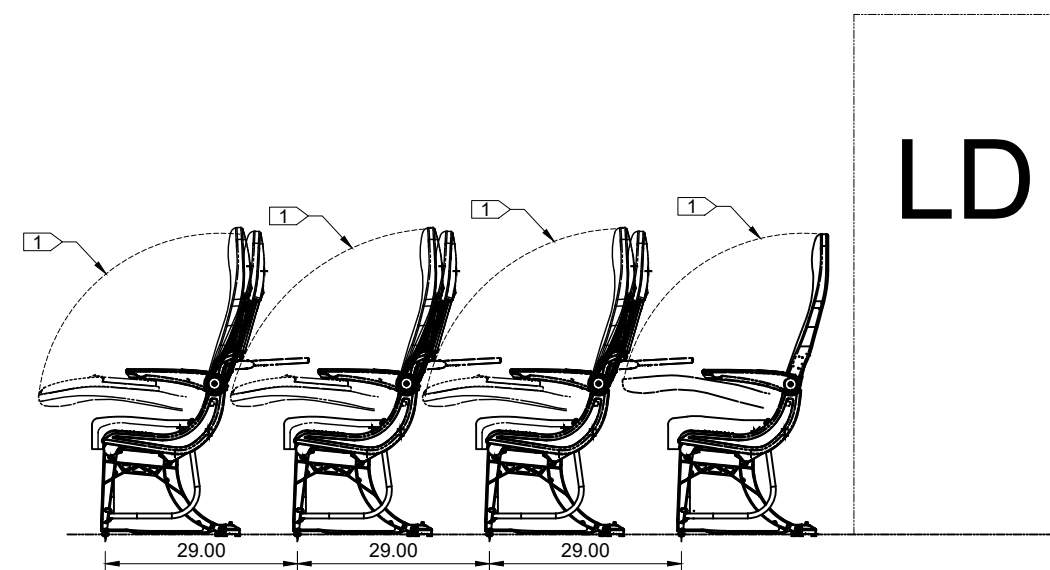
**SECTION C-C**  
FRONT ROW LH HEAD STRIKE CLEARANCE



**SECTION D-D**  
EMERGENCY EXIT CLEARANCE  
RH SHOWN, LH OPPOSITE



**SECTION E-E**  
AFT ROW CLEARANCE  
LH SHOWN, RH OPPOSITE



**SECTION F-F**  
TYPICAL STRETCHER PROVISION  
LH SHOWN, RH OPPOSITE

|  |   |  |   |   |
|--|---|--|---|---|
| CAD SYSTEM:<br><input type="checkbox"/> CATIA V5<br><input checked="" type="checkbox"/> SOLIDWORKS<br><input type="checkbox"/> AUTOCAD | UNLESS OTHERWISE STATED<br>TOLERANCES ARE:<br>LINEAR ±0.02<br>ANGULAR* ±0.5<br>CENTRES ±0.005 |  | DIMENSIONS IN:<br>INCHES<br>FIRST USED ON:<br>BIL-00160-000 | © 2020 THIS DRAWING IS THE PROPERTY OF<br>BOEING IRELAND LIMITED.<br>IT SHALL NOT BE REPRODUCED OR COMMUNICATED WITHOUT<br>WRITTEN AGREEMENT FROM BOEING IRELAND LIMITED. |
|  |   |  | <input checked="" type="checkbox"/> THIRD ANGLE PROJECTION  | DRAWING TITLE:<br>BOEING 737-8 189Y LOPA - MSN 44863  |
|  | DO NOT SCALE DRAWINGS<br>NO MANUAL ALTERATIONS  |  | SIZE:<br>A3   | DRAWING NUMBER:<br>BIL-00160-101  |
|  |   |  | SCALE: 1:30 UOS   | REVISION: 00 SHEET: 02 OF 02  |

BIL-FM-004 REV 00