

- 1234
- NOTES:
- 1

REARRANGEMENT OF AIRCRAFT LAYOUT OF PASSENGER ACCOMMODATIONS IS TO BE PERFORMED IAW THIS DRAWING AND INSTRUCTIONS SHOWN ON AIRE **SERVICE BULLETIN NO. A320C234-SB001**.
- 2

AISLE WIDTHS MUST MEET REQUIREMENTS SET FORTH IN JAR §25.815.
- 3

EMERGENCY EXITS MUST BE ACCESSIBLE PER JAR §25.813.
- 4

EMERGENCY EXITS MUST BE MARKED IN ACCORDANCE WITH JAR §25.811.
- 5

ALL LIFE VESTS MUST CONFORM TO J/E/TSO C-13.
- 6

CREW OXYGEN MASKS MUST MEET ALL REQUIREMENTS IN JAR §25.1439.
- 7

STORAGE PROVISIONS FOR ALL EMERGENCY EQUIPMENT MUST BE MARKED TO IDENTIFY THEIR CONTENTS IAW JAR §25.1561.
- 8

"FASTEN SEAT BELT" AND "NO SMOKING" SIGNS MUST BE VISIBLE TO EACH PERSON SEATED IN THE PASSENGER CABIN.
- 9

ALL SEAT BACKS AND BULKHEADS MUST HAVE "FASTEN SEAT BELT WHILE SEATED" PLACARD.
- 10

SEAT REFERENCE LINE IS TAKEN FROM POINT OF ATTACHMENT TO AIRCRAFT SEAT TRACKS.
- 11

ALL SEATS MUST CONFORM TO RESPECTIVE TSO/ETSO.
- 12

TIGHTEN THE REAR TRACK FITTING FASTENER AS PER SEATS' RESPECTIVE CMM INDICATION.
- 13

INSTALLATION AND SEATS TOLERANCE AS PER CMM.

POST-INSTALLATION NOTES:

- A
- ENSURE EACH OXYGEN MASK DROPS WITHIN THE REQUIRED ZONE ABOVE PASSENGER SEAT.
- B
- ENSURE NO SMOKING/FASTEN SEAT BELT SIGN IS VISIBLE TO EACH PASSENGER WHILE SEATED.
- C
- ENSURE EMERGENCY ESCAPE PATH MARKING IS DIRECTLY VISIBLE ALONG THE WHOLE PASSENGER CABIN AND ALSO NO OBJECT OR CARPET COVERS IT AT ANY POINT OF EMERGENCY EXIT AISLES.
- D
- REQUIRED AISLE WIDTH DIMENSIONS IN COMPLIANCE WITH JAR 25.
- E
- SEATS AT FIRST ROWS ARE TO HAVE MINIMUM HEADSTRIKE CLEARANCE OF 35" FROM SEAT REFERENCE POINT.
- F
- ENSURE THAT EACH SEAT HAS LIFE VEST INSTALLED.
- G
- MAKE SURE THAT LIFE VEST LOCATION IS PROPERLY INDICATED IN A VISIBLE PLACE.

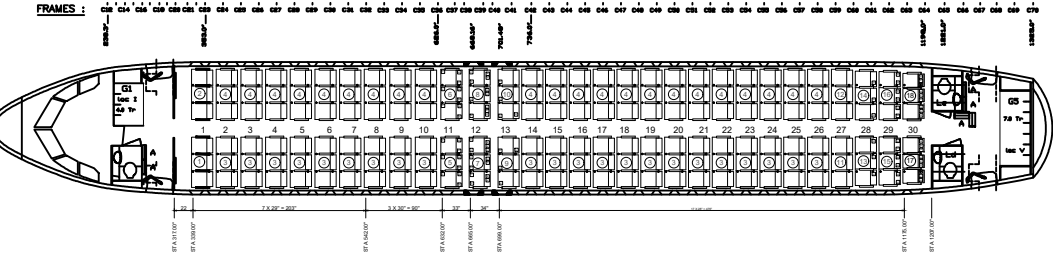


FIGURE 1 - B1. PASSENGER SEATS CONFIGURATION AFTER IMPLEMENTATION OF DESIGN CHANGE

APPLICABILITY	
AIRCRAFT	MSN
AIRBUS A320-200	1663

5		6	7	8
REVISIONS				
ISSUE	DATE	REASON OF CHANGE	PREPARED BY	VERIFIED BY
1	01/12/2023	Initial Issue	DESIGN OFFICE	CVE
2	15/12/2023	Applicability table added and Figure 2-C1 corrected	DESIGN OFFICE	CVE

PART LIST			
ITEM	PART NUMBER	DESCRIPTION	QTY
1	3530AY03-31Z514	SEAT ASSY, TPL LH IAT	1
2	3530AY03-32Z514	SEAT ASSY, TPL RH IAT	1
3	3530AY03-31Z314	SEAT ASSY, TPL LH STD	22
4	3530AY03-32Z314	SEAT ASSY, TPL RH STD	22
5	3530AY03-31Z474	SEAT ASSY, LH STD, NO COAT HOOK, TABLE LATCH OPENS I/B ONLY, NO RECLINE	1
6	3530AY03-32Z474	SEAT ASSY, RH STD, NO COAT HOOK, TABLE LATCH OPENS I/B ONLY, NO RECLINE	1
7	3530AY03-31Z334	SEAT ASSY, LH SPECIAL EXIT SEAT CUSHION, SPEC UPRIGHT, NO ARMREST O/B, NO COAT HOOK, NO RECLINE, TABLE LATCH OPEN I/B ONLY, FOLD ARMREST I/B, SPECIAL SEATBELT SHACKLE O/B	1
8	3530AY03-32Z334	SEAT ASSY, RH SPECIAL EXIT SEAT CUSHION, SPEC UPRIGHT, NO ARMREST O/B, NO COAT HOOK, NO RECLINE, TABLE LATCH OPEN I/B ONLY, FOLD ARMREST I/B, SPECIAL SEATBELT SHACKLE O/B	1
9	3530AY03-31Z344	SEAT ASSY, LH SPECIAL EXIT SEAT CUSHION, NO ARMREST O/B, FOLD ARMREST I/B, SPECIAL SEATBELT SHACKLE O/B	1
10	3530AY03-32Z344	SEAT ASSY, RH SPECIAL EXIT SEAT CUSHION, NO ARMREST O/B, FOLD ARMREST I/B, SPECIAL SEATBELT SHACKLE O/B	1
11	3530AY03-31Z444	SEAT ASSY, LH STD, STRETCHER	1
12	3530AY03-32Z444	SEAT ASSY, RH STD, STRETCHER	1
13	3530AY03-31Z384	SEAT ASSY, LH NARROW, STRETCHER	1
14	3530AY03-32Z384	SEAT ASSY, RH NARROW, STRETCHER	1
15	3530AY03-31Z354	SEAT ASSY, LH NARROW, NARROW BACKREST,STRETCHER, SHORT BAGGAGE BAR	1
16	3530AY03-32Z354	SEAT ASSY, RH NARROW, NARROW BACKREST,STRETCHER, SHORT BAGGAGE BAR	1
17	3530AY03-31Z364	SEAT ASSY, LH LAST ROW, NARROW, NARROW BACKREST, SLANTED SPREWADER O/B, STRETCHER, SHORT BAGGAGE BAR, NO TABLE, NO LIT POCKET, NO NETTING POCKET, NO COAT HOOK	1
18	3530AY03-32Z364	SEAT ASSY, RH LAST ROW, NARROW, NARROW BACKREST, SLANTED SPREWADER O/B, STRETCHER, SHORT BAGGAGE BAR, NO TABLE, NO LIT POCKET, NO NETTING POCKET, NO COAT HOOK	1

DRAWING INFORMATION:
This drawing is property of AIRE SL. It is issued on the condition that it is not copied, reproduced or disclosed to a third party either whole or in part without the consent in writing of AIRE SL



TITLE:
LAYOUT OF PASSENGER ACCOMODATION


PREPARED BY:
DESIGN OFFICE

SIGNATURE
ON SHEET 1

REFERENCE:
DWG-A320C234-001-LOPA

AIRCRAFT TYPE:
AIRBUS A320-200

DIM: in
SCALE: N/A
SHEET: 1/4
ISSUE: 2



- LEGEND**
- SC SPEC.EXIT SEAT CUSHION
 - ST SPEC. TABLE LATCH OPENS I/B ONLY
 - NR NO RECLINE
 - NC NO COAT HOOK
 - NS NARROW SEAT
 - NB NARROW BACKREST
 - NA NO ARMREST O/B

FIGURE 2-E1. LAYOUT OF PASSENGER ACCOMMODATIONS - 180 T/C

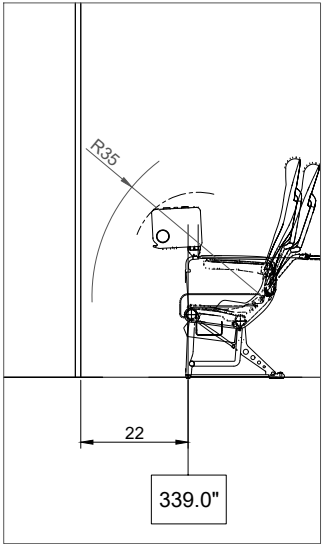


FIGURE 2 - C2. MINIMUM REQUIRED BULKHEAD CLEARANCE

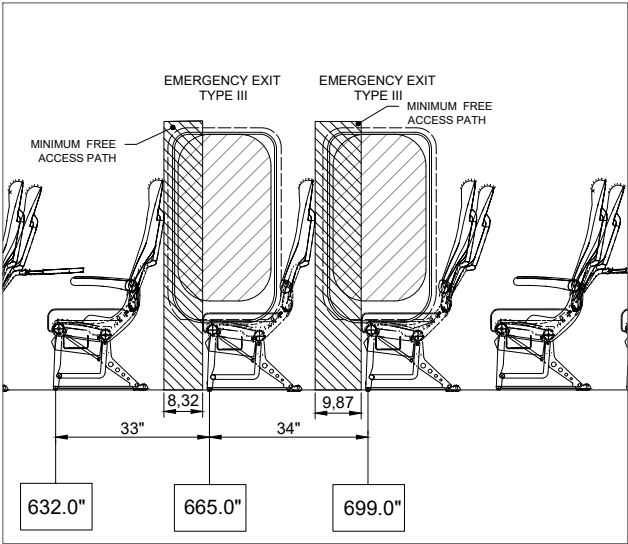


FIGURE 2 - C1. EMERGENCY EXIT LATERAL VIEW - FREE ACCESS PATH

(REFER TO SHEET 1 FOR FURTHER INFORMATION)

DRAWING INFORMATION:
This drawing is property of AIRE SL. It is issued on the condition that it is not copied, reproduced or disclosed to a third party either whole or in part without the consent in writing of AIRE SL

AIRE

TITLE:
LAYOUT OF PASSENGER ACCOMODATION

PREPARED BY:
DESIGN OFFICE

REFERENCE:
DWG-A320C234-001-LOPA

DIM: in
SCALE: N/A

SIGNATURE
ON SHEET 1

AIRCRAFT TYPE:
AIRBUS A320-200

SHEET: 2/4
ISSUE: 2

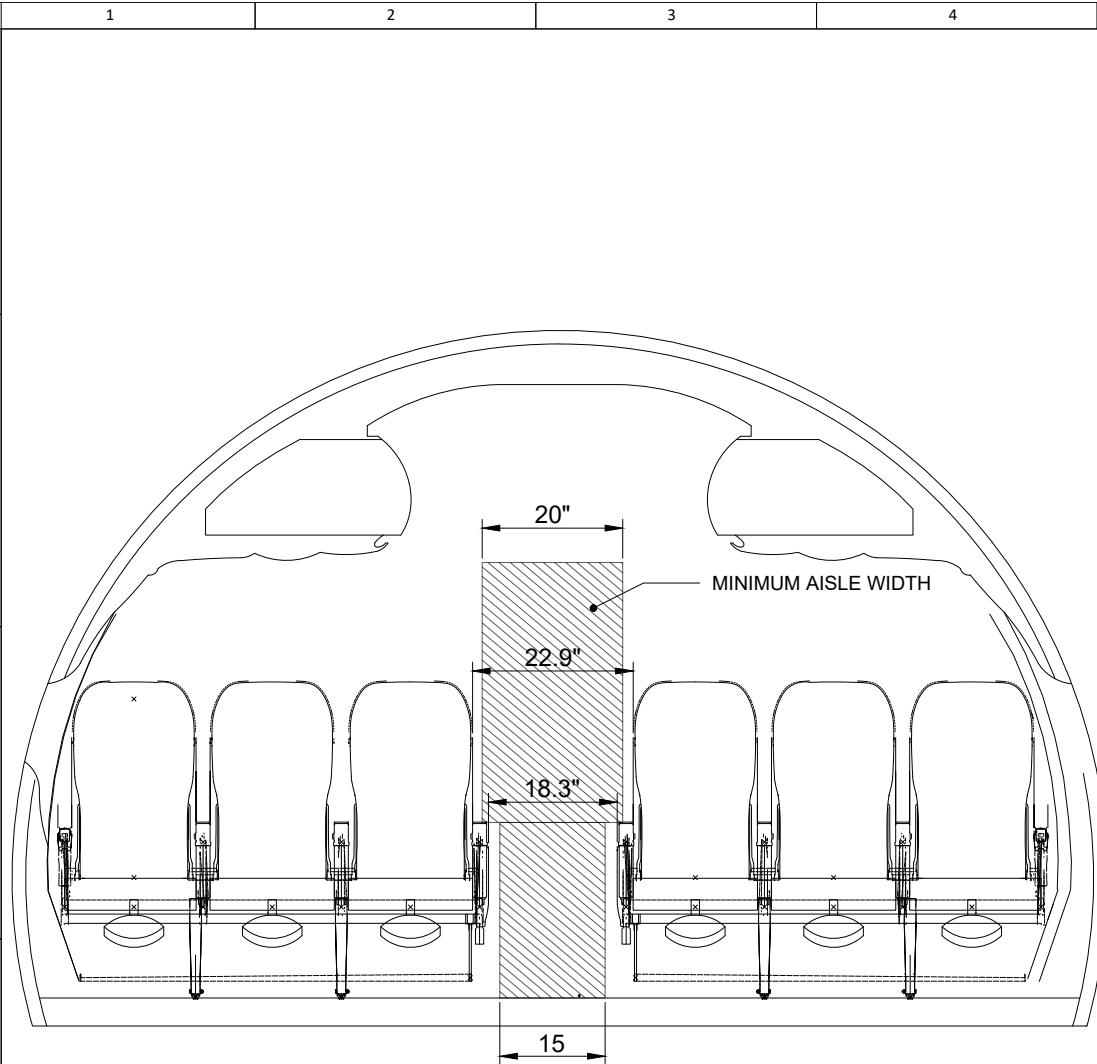


FIGURE 3 - C1. CONSTANT SECTION FRONT VIEW - MINIMUM AISLE WIDTH REQUIREMENTS, FRONT ROW SEATS

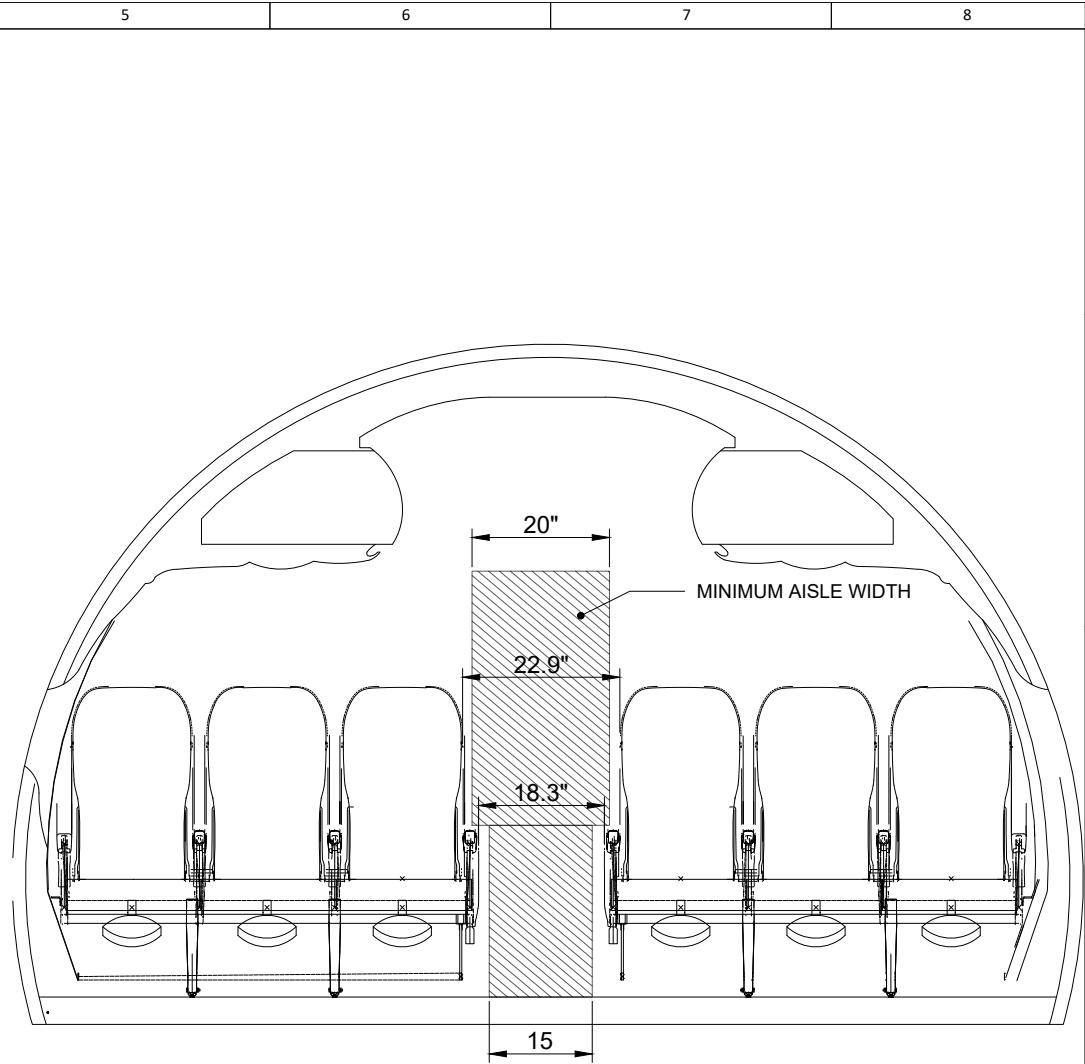


FIGURE 3 - C2. CONSTANT SECTION FRONT VIEW - MINIMUM AISLE WIDTH REQUIREMENTS, EMERGENCY EXIT SEAT ROW 12

(REFER TO SHEET 1 FOR FURTHER INFORMATION)

DRAWING INFORMATION: This drawing is property of AIRE SL. It is issued on the condition that it is not copied, reproduced or disclosed to a third party either whole or in part without the consent in writing of AIRE SL		AIRE		TITLE: LAYOUT OF PASSENGER ACCOMODATION	
		PREPARED BY: DESIGN OFFICE		REFERENCE: DWG-A320C234-001-LOPA	DIM: in SCALE: N/A
SIGNATURE ON SHEET 1		AIRCRAFT TYPE: AIRBUS A320-200		SHEET: 3/4 ISSUE: 2	

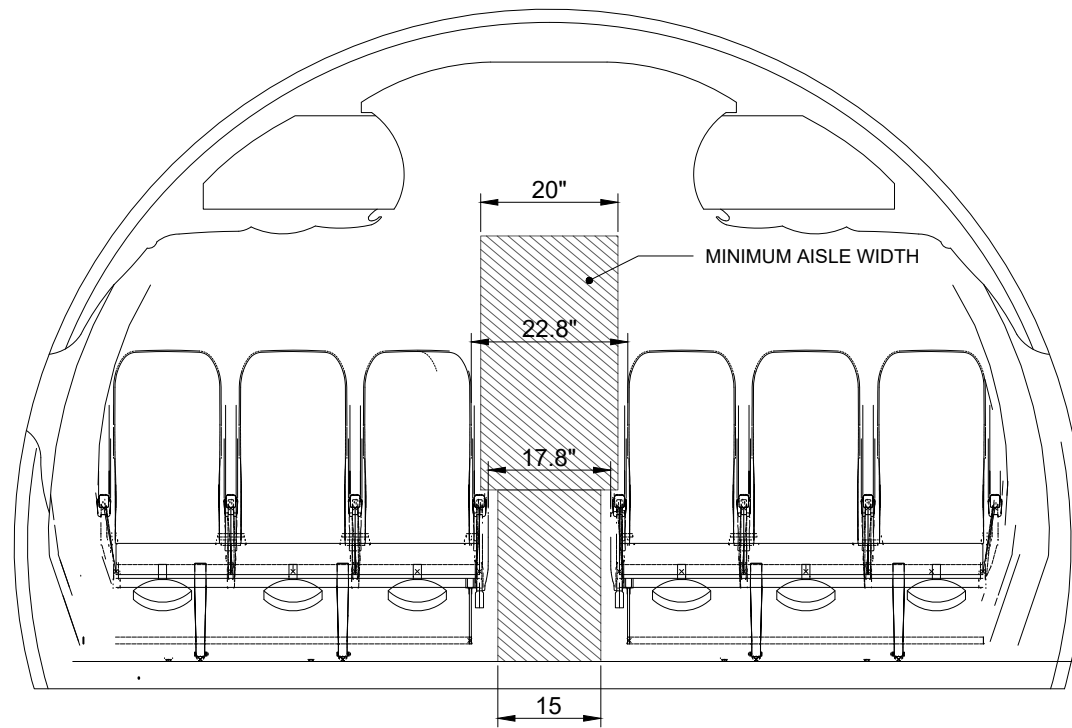


FIGURE 4 - C1. CONSTANT SECTION FRONT VIEW - MINIMUM AISLE WIDTH REQUIREMENTS, LAST ROW SEATS

(REFER TO SHEET 1 FOR FURTHER INFORMATION)

DRAWING INFORMATION:
This drawing is property of AIRE SL. It is issued on the condition that it is not copied, reproduced or disclosed to a third party either whole or in part without the consent in writing of AIRE SL

AIRE

TITLE:
LAYOUT OF PASSENGER ACCOMODATION

PREPARED BY:
DESIGN OFFICE

REFERENCE:
DWG-A320C234-001-LOPA

DIM: in
SCALE: N/A

SIGNATURE
ON SHEET 1

AIRCRAFT TYPE:
AIRBUS A320-200

SHEET: 4/4
ISSUE: 2